

1 (a) Americium-241 is a radioactive isotope that emits alpha particles.

Americium-241 is used in smoke alarms.

Give a reason why it is safe to use americium-241 in smoke alarms.

(1)

.....

.....

(b) Iodine-131 is a radioactive isotope with a half-life of 8 days.

The activity of a sample of iodine-131 is 480 Bq.

Calculate the activity of the sample after 16 days.

(2)

activity = Bq

(c) A student uses 59 dice to model radioactive decay.

He starts by rolling all the dice at the same time.

He removes all the dice that show a six.

He then rolls the remaining dice.

The student repeats this process five more times.

State **two** improvements the student could make to his model of radioactive decay.

(2)

1

2

*(d) Radioactive isotopes can be used to investigate cancer and other illnesses.

The thyroid gland in the neck absorbs most of the iodine that our bodies need.

A person can become ill if their thyroid absorbs too little iodine.

Explain how a radioactive isotope with suitable properties may be used to investigate the uptake of iodine by this gland.

(6)

.....

.....

.....

.....

.....

.....

.....

.....

.....

.....

.....

.....

.....

.....

.....

.....

.....

.....

.....

.....

(Total for Question 10 = 11 marks)

Cyclotrons and collisions

- 2 (a) Cyclotrons are used to make radioactive isotopes for medical purposes.

Charged particles move in a circular path.

- (i) Complete the sentence by putting a cross (☒) in the box next to your answer.

The field used to keep charged particles moving in a circular path in a cyclotron is

(1)

- A** nuclear
- B** magnetic
- C** gravitational
- D** electric

- (ii) State what causes the charged particles to increase their speed as they go around the cyclotron.

(1)

-
- (iii) Describe how scientists use the charged particles from a cyclotron to produce radioactive isotopes.

(2)

(b) Some radioacti

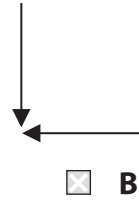
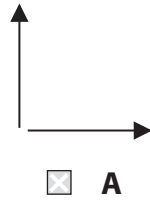
Positrons are used to make gamma rays.

When a positron annihilates an electron, two gamma rays are produced.

(i) Which diagram shows the directions of the two gamma rays produced?

Put a cross (☒) in the box next to your answer.

(1)



(ii) Explain how charge is conserved when an electron annihilates a positron.

(3)

.....

.....

.....

.....

(iii) Explain how mass and energy are conserved when an electron annihilates a positron.

(2)

.....

.....

.....

.....

(Total for Question 4 = 10 marks)

Radioactive sources

3 (a) Cobalt-60 is a radioactive substance.

A nucleus of cobalt-60 contains 27 protons and 33 neutrons.

(i) Complete the sentence by putting a cross (☒) in the box next to your answer.

The number of electrons in a neutral atom of cobalt-60 is

(1)

A 87

B 60

C 33

D 27

(ii) Cobalt-60 decays by emitting gamma radiation.

Explain what happens to the mass of a cobalt-60 atom when a gamma ray is emitted.

(2)

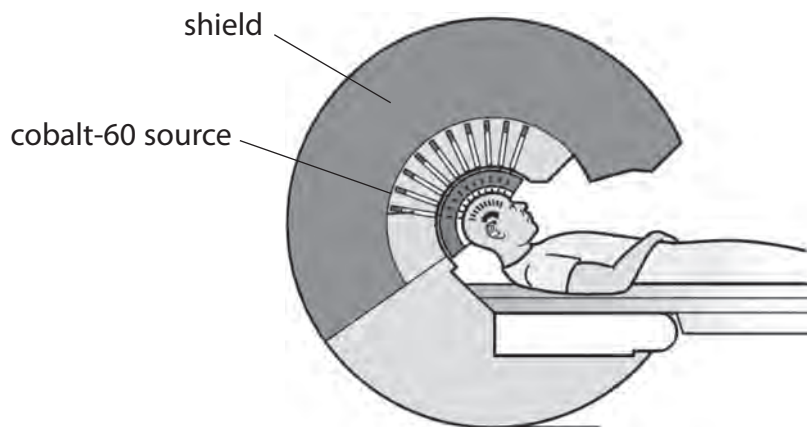
.....

.....

.....

.....

- (b) Gamma radiation from cobalt-60 can be used to destroy tumours.
The diagram shows how gamma radiation is used to destroy a brain tumour.



- (i) Complete the sentence by putting a cross (☒) in the box next to your answer.

Gamma radiation is used because

(1)

- A** gamma can penetrate further than alpha or beta
- B** gamma is more ionising than alpha or beta
- C** gamma is always safer than alpha or beta
- D** gamma has a shorter half-life than alpha or beta

- (ii) Describe what the shield is used for.

(2)

.....

.....

.....

.....

- (iii) Suggest **two** advantages that this kind of treatment has over other forms of treatment for tumours.

(2)

1.....

.....

2.....

.....

(iv) Explain why several beams of gamma radiation are used instead of just one. (2)

.....

.....

.....

.....

(Total for Question 4 = 10 marks)
